

How to Rent an Apartment at Iuka Park Commons





1.) PAY YOUR SECURITY DEPOSIT

We accept check, cash, and money order for deposits payable in the office, or remotely with e-check, credit and debit

2.) SUBMIT YOUR CONTACT INFORMATION

To start the process, we need the following information from EACH resident and EACH cosigner: Legal name, email, cell phone #





3.) COMPLETE YOUR APPLICATION

EACH resident and EACH cosigner will receive an emailed link to an application. Don't share links, please - they're personalized to capture electronic signatures

4.) SIGN THE LEASE AGREEMENT ELECTRONICALLY

EACH resident and EACH cosigner will receive an emailed link to sign the lease agreement and create a password for your portal. Set up your digital signature and remember to initial or sign all pages. Don't share links, please - they're personalized to capture electronic signatures.



5.) VIEW YOUR PORTAL

Your lease (once signed by all parties) is available on the home page of your portal. You will also use your portal to pay rent and make maintenance requests throughout your residency with us.

QUESTIONS?

Office: (614) 294-1684
or (614) 294-3502

Email: info@inntownhomes.com
iukapark@inntownhomes.com

